

**APRIL 2024**

# Monthly Tourism Statistical Release



## NUMBER OF ARRIVALS

64 465, a decrease of 10.3% compared to the same month in 2023.



## TOP 3 REGIONAL MARKETS

RSA	: 41,509 (-16.3%)
Mozambique	: 8, 514 (-5%)
Zimbabwe	: 3,697 (+21.7%)






## TOP 3 OVERSEAS MARKETS

France	: 1, 569 (+4.1%)
USA	: 936 (+6.5%)
Netherlands	: 794 (-4.1%)



## TOP 3 EMERGING MARKETS

Lesotho	
Tanzania	
Botswana	



## MONTHLY AVERAGE LENGTH OF STAY

2.76 nights

