

DECEMBER 2024

# Monthly Tourism Statistical Release



## NUMBER OF ARRIVALS

111 171, an increase of 40.5% compared to the same month in 2023.



## TOP 3 REGIONAL MARKETS

RSA	: 74, 775	(+43,6%)
Mozambique	: 17, 532	(+18,2%)
Zimbabwe	: 3, 961	(+49.0%)






## TOP 3 OVERSEAS MARKETS

Netherlands	: 872	(+108,0%)
India	: 849	(+12,5%)
USA	: 736	(+54.3%)



## TOP 3 EMERGING MARKETS

Lesotho	
Botswana	
Malawi	



## MONTHLY AVERAGE LENGTH OF STAY

2.05 nights

