

**FEBRUARY 2024**

# Monthly Tourism Statistical Release



## NUMBER OF ARRIVALS

65 900, an increase of 38.0% compared to the same month in 2023



## TOP 3 REGIONAL MARKETS

RSA	: 40,467 (+28.1%)
Mozambique	: 12,385 (+89.5%)
Zimbabwe	: 3,389 (+59.6%)






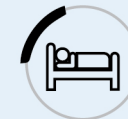
## TOP 3 OVERSEAS MARKETS

France	: 851 (-4.6%)
Netherlands	: 846 (+49.8%)
Germany	: 716 (+20.5%)



## TOP 3 EMERGING MARKETS

Italy	
Tanzania	
Kenya	



## MONTHLY AVERAGE LENGTH OF STAY

2.1 nights

