

JANUARY 2024

Monthly Tourism Statistical Release



NUMBER OF ARRIVALS

84 708, an increase of 22.6% compared to the same month in 2023.



TOP 3 REGIONAL MARKETS

RSA	: 56, 566 (+14.0%)
Mozambique	: 13, 582(+61.2%)
Zimbabwe	: 3, 480 (+30.9%)






TOP 3 OVERSEAS MARKETS

Netherlands	: 1, 170 (+70.3%)
France	: 1, 074 (+67.2%)
Germany	: 821 (+53.9%)



TOP 3 EMERGING MARKETS

India	
Kenya	
Tanzania	



MONTHLY AVERAGE LENGTH OF STAY

4.38 nights

