

JANUARY 2025

Monthly Tourism Statistical Release



NUMBER OF ARRIVALS

85 654, an increase of 1.1% compared to the same month in 2024.



TOP 3 REGIONAL MARKETS

RSA	: 56, 558 (0.0%)
Mozambique	: 13, 533 (-0.4%)
Zimbabwe	: 4, 369 (+25.5%)






TOP 3 OVERSEAS MARKETS

Netherlands	: 961 (-17.9%)
France	: 1, 014 (-5.6%)
Germany	: 688 (-16.1%)



TOP 3 EMERGING MARKETS

Tanzania	
Malawi	
Kenya	



MONTHLY AVERAGE LENGTH OF STAY

2.0 nights

