

JUNE 2024

Monthly Tourism Statistical Release



NUMBER OF ARRIVALS

83 940, an increase of 36.6% compared to the same month in 2023.



TOP 3 REGIONAL MARKETS

RSA	: 57,794 (+42.6%)
Mozambique	: 12,539 (+23.8%)
Zimbabwe	: 4,130 (+49.4%)






TOP 3 OVERSEAS MARKETS

USA	: 1,255 (+3.7%)
FRANCE	: 790 (+76.2%)
India	: 496 (+3.5%)



TOP 3 EMERGING MARKETS

Tanzania	
Malawi	
Pakistan	



MONTHLY AVERAGE LENGTH OF STAY

2.95 nights

