

MARCH 2024

Monthly Tourism Statistical Release



NUMBER OF ARRIVALS

76 391, an increase of 23.4% compared to the same month in 2023.



TOP 3 REGIONAL MARKETS

RSA	: 46, 469 (+15.3%)
Mozambique	: 12, 622 (+42.3%)
Zimbabwe	: 3,961 (+49.0%)






TOP 3 OVERSEAS MARKETS

France	: 2, 088 (+55.1%)
Germany	: 1, 395 (+35.0%)
USA	: 998 (-11.0%)



TOP 3 EMERGING MARKETS

Lesotho	
Malawi	
Botswana	



MONTHLY AVERAGE LENGTH OF STAY

3.6 nights

