

MAY 2024

Monthly Tourism Statistical Release



NUMBER OF ARRIVALS

72 484, an increase of 5.5% compared to the same month in 2023



TOP 3 REGIONAL MARKETS

RSA	: 44,638 (-2.4%)
Mozambique	: 12,362 (+15.9%)
Zimbabwe	: 4,009 (+45.8%)






TOP 3 OVERSEAS MARKETS

France	: 1,852 (+91.0%)
USA	: 1,283 (+11.1%)
Netherlands	: 976 (+32.0%)



TOP 3 EMERGING MARKETS

Tanzania	
Malawi	
China	



MONTHLY AVERAGE LENGTH OF STAY

1.77 nights

