

OCTOBER 2023

# Monthly Tourism Statistical Release



## NUMBER OF ARRIVALS

80 074, an increase of 39.7% compared to the same month in 2022.



## TOP 3 REGIONAL MARKETS

RSA	: 49, 877 (+23.8%)
Mozambique	: 11, 250 (+87.8%)
Zimbabwe	: 3, 279 (+55.7%)






## TOP 3 OVERSEAS MARKETS

Netherlands	: 2, 713 (+196.8%)
France	: 2, 315 (+155.5%)
Germany	: 1, 740 (+154.0%)



## TOP 3 EMERGING MARKETS

Canada	
India	
Belgium	



## MONTHLY AVERAGE LENGTH OF STAY

1.89 nights

