

**OCTOBER 2024**

# Monthly Tourism Statistical Release



## NUMBER OF ARRIVALS

75 243, a decrease of 6,0% compared to the same month in 2023.



## TOP 3 REGIONAL MARKETS

RSA	: 44, 544 (-10.7%)
Mozambique	: 11, 199 (-0.5%)
Zimbabwe	: 5, 029 (+53.4%)






## TOP 3 OVERSEAS MARKETS

France	: 2, 127 (-8.1%)
Netherlands	: 2, 023 (+25.1%)
Germany	: 1, 134 (+34.8%)



## TOP 3 EMERGING MARKETS

Malawi	
South Korea	
Kenya	



## MONTHLY AVERAGE LENGTH OF STAY

1,95 nights

