

SEPTEMBER 2024

# Monthly Tourism Statistical Release



## NUMBER OF ARRIVALS

90 128, an increase of 18.3% compared to the same month in 2023.



## TOP 3 REGIONAL MARKETS

RSA	: 57, 424 (+18.7%)
Mozambique	: 12, 669 (+2.9%)
Zimbabwe	: 4, 892 (+53.4%)






## TOP 3 OVERSEAS MARKETS

France	: 1, 588 (+59.5%)
Netherlands	: 1, 855 (+27.9%)
USA	: 1, 293 (+14.8%)



## TOP 3 EMERGING MARKETS

Lesotho	
Tanzania	
Malawi	



## MONTHLY AVERAGE LENGTH OF STAY

2.24 nights

